

Honeywell


ICTACADEMY®



HONEYWELL INDIA YOUTH

TECKATHON 2023

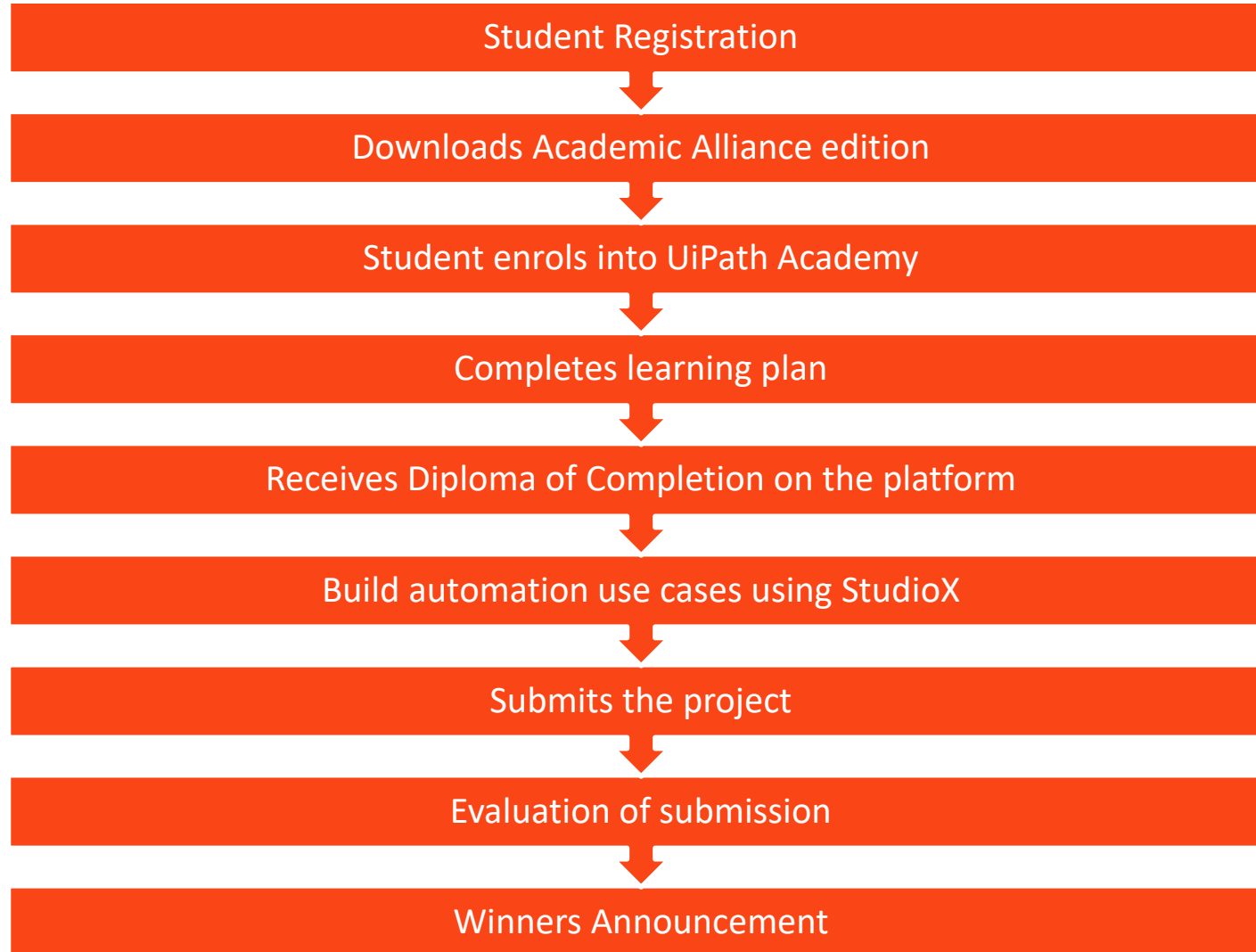
Student Participant Guide



💡 Watch Inaugural session on https://www.youtube.com/watch?v=z_Zs40IETFc

 **UiPath** The Foundation
of Innovation™

Student Journey – Teckathon 2023



1

Download UiPath Academic Alliance Software Or Community Edition

Academic Alliance Version

Sign up on-

<https://www.uipath.com/landing/academic-studio-download>

START YOUR AUTOMATION JOURNEY
Get automation skills for a lifetime from UiPath Academic Alliance

- Download UiPath Studio for students and educators
- Free for UiPath learning partners

Download instructions
Download free UiPath Studio—Academic Alliance Edition.

Field of study / work *

RPA Course start: dd-mm-yyyy
RPA Course end: dd-mm-yyyy

I would like to receive communications about UiPath tailored to my interests and preferences, including latest news about products, services, events and promotions. For more information, please see our [Privacy Policy](#)

I declare that I have read and I agree with the [License Agreement](#)*

Request now

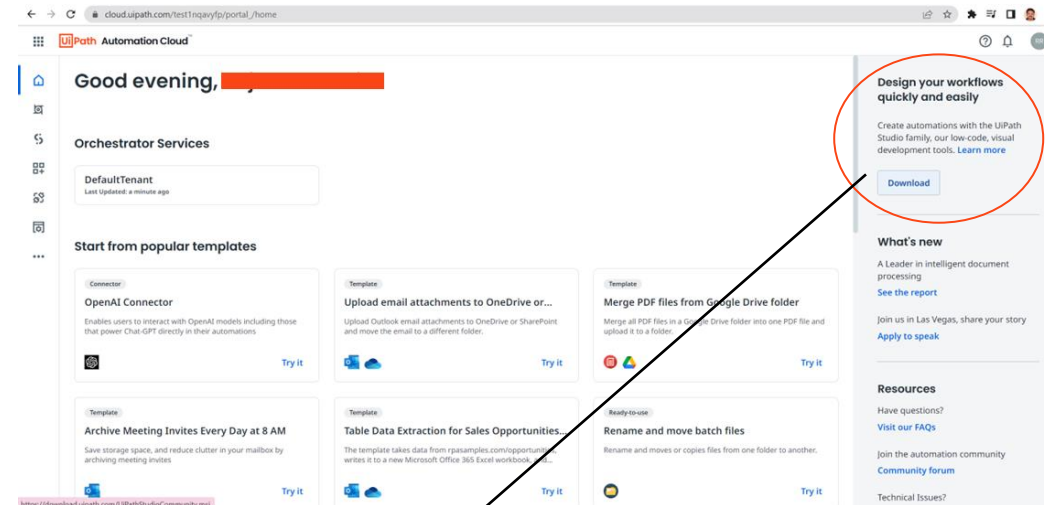
Instructions

- Fill in name and Email
- Select Role – Student
- Country – India
- Institution name – India – ICT Academy
- Agree to terms
- Press – Request Now

Community Edition

Sign up on-


<https://cloud.uipath.com/portal/register?subscriptionPlan=trial>



Install and follow instructions via -

<https://docs.uipath.com/studiox/standalone/2023.10>

Install UiPath StudioX license on your laptop (for UiPath Academic Alliance Software)



Download the software and activate the
license online
(as per instructions provided)

Version – 2021.10

* Please apply twice or more until you get the email

2

Complete the pre-requisite course on UiPath Academy

The screenshot displays the UiPath Academy interface for the 'UiPath Citizen Developer - Teckathon India 2023' learning plan. The page features a navigation menu at the top, a main heading for the learning plan, and a curriculum section with two modules: 'RPA Starter' (3h 30m) and 'Introduction to RPA and Automation' (1h). A notification banner at the bottom of the page reads 'Congratulations, you've earned a Diploma of Completion!'.

1. Sign in / Sign up via <http://academy.uipath.com>
2. Update profile –
 - First Name * - << Fill in Name >>
 - Last Name - << Fill in Name >>
 - Username - << Fill in your username >>
 - Employment Status * - << Select **STUDENT** >>
 - Company - << Fill in **COLLEGE NAME** >>
 - Job Title - << Select **STUDENT** >>
 - Country/Region * - << Select **INDIA** >>
3. Enroll for the **learning plan** via <https://academy.uipath.com/learning-plans/teckathon-india-2023>
4. Complete the course to receive – A diploma of Completion
5. Share the certificate on LinkedIn using #Teckathon2023 tagging @ictacademyindia @UiPath
6. Additional hashtag #UiPathAcademicAlliance #UiPathCitizenDeveloper

3

Citizen Developer use case Competition

Rules

- Registration is mandatory for participating in the competition
- Participation and submission are only at an individual level (no teams are allowed)
- Each project (use cases) should include at least 3 of the following automation -
 - UI Automation
 - Browser Automation
 - Excel Automation
 - Mail Automation
 - Word Automation
 - Powerpoint Automation
 - File Automation
- Participants have to use the Academic Alliance edition of the software and can use only StudioX
- Participants can submit any # of projects (use cases) built as part of the competition.
- Participants have to submit their projects (use cases) via a PowerPoint presentation (format shared later)

Citizen Developer use case Competition

Guidelines for PPT submission

- Your PPT should preferably contain the following slides:
 - Kindly use Two slides for each automation idea
 - Project name/working title.
 - Introduction/about your project (max 500 words). What is the general idea of your project?
 - Description of the problem that needs to be solved. What is the problem? How does your project tackle it?
 - Description of the target users. Which target groups do you address/want to reach? How do they behave, and what are their needs and “pain points”?
 - What would be the benefits of the solved problem to your individual or organization?
 - What kind of technologies are you using for the core of your project? Please elaborate briefly on what’s currently used and what is planned (Max 250 words).

Citizen Developer use case Competition

Judging Criteria

- Creativity / Innovation - 25 points
 - Does the idea solve a real-world problem?
- Purpose or Use or Practicability - 25 points
 - Can the solution be used to drive better business productivity
- Use case relevance - 25 points
 - Is it relevant to be scaled for larger community use or has potential for future work
- Complexity – 10 points
 - Minimum 3 or more automation scenarios use
- Best use of time – 15 points
 - Number of use cases built


4

Submit your Idea - Project name/working title.

Introduction/about your project (max 500 words).



Description of the problem that needs to be solved.



SAMPLE

Project name/working title.

Description of the target users. Which target groups do you address/want to reach? How do they behave, and what are their needs and “pain points”?

What kind of technologies are you using for the core of your project?

- UI Automation
- Browser Automation
- Excel Automation
- Mail Automation
- Word Automation
- Powerpoint Automation
- File Automation

What would be the benefits of the solved problem to your individual or organization?

SAMPLE

Important Pointers

- Kindly keep the maximum slides limit to 2 pages per use case
- All the topics should be utilized for the description of your idea
- Try to avoid paragraphs and post your idea in points
- Keep your explanation precise and easy to understand
- Idea should be unique and novel. If it has a business potential more weightage will be given.
- You need to save the file in PDF and upload the same on the portal. No PPT, Word Doc or any other format will be supported

Download the template via - https://ictacademy.in/mailers/TECKATHON_2023_Presentation-Format.pptx

5

Submission

Kindly do a presentation (in PDF format) via <https://docs.google.com/forms/d/e/1FAIpQLSeouvGapaKJ60E7e2VE-8FHuQfWMNHLROFCmJcrvcBHn9iUnQ/viewform>

Thank You